



Lake Bottom Blanket

Benthic Barrier

Instant aquatic weed control without using any chemicals.

A simple system that anyone can implement. The purchase of the Lake Bottom Blanket will help you regain control of your pond or lake in no time at all. The Lake Bottom Blanket is made in America and is available in several sizes for a variety of applications.

The principle is simple, here is how an aquatic cover works:

- 1- Identify the area where the aquatic weeds must be controlled
- 2- Install the Lake bottom Blanket barrier
- 3- The Lake bottom blanket creates a barrier between the sun and the aquatic weeds and therefore kills them by the absence of sunlight
- 4- After 1 month you can either remove the barrier or move it to another location requiring weed control.



It's that simple!




Easy and quick 20 minutes Installations


- Easily installed when water weed beds are either in the dormant stage or at any time during the growing season.
- The blanket should be deployed perpendicular to the shoreline - not parallel, as wave action can move or dislodge it and anyone walking in the water can trip over it.
- The Lake Bottom Blanket can be removed annually as needed with minimal effort. It is reusable for many years.
- Floats are included to easily identify the location of the travel handle of the blanket and to announce the presence of the barrier to boats so as not to disturb the area being treated
- The Lake Bottom Blanket is shipped without ballast. Available to purchase at your local Hardware store. (see our [web site](#) for rebar quantity and size recommendations)




Step 1



Step 2



Step 3



Step 4

Characteristics

- Material : High Quality Polyethylene
- Construction: Coated Woven HDPE Fabric
- Reversible: visible with the white side up, not visible with the black side up
- Sizes available: 10'x20', 10'x30', 10'x40', 10'x50'
- Requirements : The area you want to cover must be a minimum of 2 feet of Depth